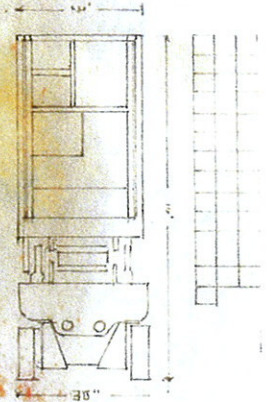



Snorkel 

Narrow Slab Scissors



Snorkel




Wildcat SL Series Scissorlifts are the ideal machines for slab-type construction, building renovation and maintenance work of all types.

Wildcat SL Series machines are DC battery powered and give you better maneuverability, more standard features, lower maintenance costs and safer operation. They're available in 21', 26' and 31' workheights with widths as narrow as 30" and overall weights as low as 2,200 lbs. for use in high-rise buildings and other worksites that require the use of a standard size elevator to place the machine on upper floors.

All machines feature center pivot-type steering and 2-wheel drive for better maneuverability, standard 3' roll-out platform extension for greater reach and integral pothole protection and level sensor interlocks for increased safety. Other features include standard 3-speed drive/3-speed lift control with joystick, standard 2-wheel parking brakes and a standard on-board 25 amp heavy-duty battery charger. In addition, a 60 month warranty is standard on all Snorkel-Economy products.

		SL 15	SL 20	SL 25
Working Height	ft.	21'	26'	31'
	m	6.4	7.9	9.4
Platform Capacity	lbs.	600	800	850
	kg	272	363	386
Platform Size	in	29x64	30x90	44x90
	cm	73.7x162.6	76.2x228.6	111.8x228.6
Width	in	30	33	45
	cm	76.2	83.8	114.3
Pothole Protector		Std.	Std.	Std.
Weight (approx.)	lbs	2300	3750	4700
	kg	1043	1701	2132
Stowed Height	in	78	78.5	78.5
	cm	198	199	199

Specifications subject to change without notice or obligation.



Better Maneuverability

Center pivot-type steering and 2-wheel drive allow the unit to make a complete 360° turn in extremely tight areas - as small as 77" outside turning radius in some models.


Greater Accessibility

Wildcat SL Series machines are designed to go where the work is. They can be moved through most doorways and some units will even fit in standard size elevators to reach upper floors in high rise buildings.




Built-in Safety Features

Integral pothole protection system is automatically activated when scissors arms are raised and automatically retracted when arms are lowered. A level sensor interlock disengages the drive/lift function and sounds an alarm should the operator attempt to lift or drive the elevated machine while on an incline.




Easier Maintenance

Swing-out trays on each side of the machine provide maximum access to components for service and maintenance. SL 20 and 25 feature a lift-out tray for easy battery removal.



More Standard Features

Control console with joystick and 3-speed drive/3-speed lift control, 3' roll-out platform extension, non-marking tires, 2-wheel parking brakes and on-board 25 amp heavy-duty battery charger are all standard features on Wildcat SL Series machines.



Narrow Slab Accessors





Snorkel 

P.O. Box 4065
St. Joseph, MO 64504-0065
Phone (816) 364-0317
Fax (816) 364-0380