


Snorkel

INTERNATIONAL




SP20/22

TELESCOPING

BOOM/JIB BOOM

*New generation
Telescoping Booms*



THE RANGE IS **OURS**. THE CHOICE IS **YOURS**.

SP20/22 Features

- The SP20/22 has excellent rough terrain handling characteristics
- The optional articulating jib boom (SP22 only) provides 144 degrees of rotation
- Transporting the self-propelled SP20/22 is simple, with it fitting easily onto standard tilt-tray trucks
- Constant 4WD, generous ground clearance and oscillating axle ensures sure-footed performance in even the toughest of ground conditions
- The full hydraulic control system provides reliable performance, even in wet area applications
- Easy to use platform controls ensure safe, smooth operation at all heights
- The swing-out engine tray simplifies access for all maintenance activities
- Standard features include a lockable storage compartment, flashing lights, all motion alarm, horn and foam-filled 14 ply tyres.





Snorkel's new SP20/22 Telescopic Boom Lift is the result of more than five year's research and development.

Designed and manufactured with the input of major users, the SP20/22 not only looks different to previous generation telescopic boom lifts, it incorporates several features not found on other booms.

Constant 4WD, large ground clearance, oscillating axle and 40% gradeability, make it suitable for all construction and maintenance activities. It is also ideal for wet areas such as shipyards and wash bays.

- **Automatic Brakes:** 4 disc internal brakes and hold on 50% grade
- **Lifting Lugs:** 4 very large lifting and tie down lugs capable of taking large hooks
- **Oscillating Steer Axle:** Rough terrain ground following system
- **Base Control:** All functions including drive and steer
- **Emergency Function:** From base and platform includes drive, steer and retract
- **Turntable:** 360° continuous rotation with slew brake and travel pin
- **Tail Swing:** Smallest tail swing for 22m/ 65ft boom on the market
- **Manual Bleed Down:** Boom automatically retracts on bleed down



SP20/22 provides increased levels of performance


SP20/22

TELESCOPING

BOOM/JIB BOOM



- **Hydraulic System:** Pressure compensated, load-sensing variable displacement piston pump
- **Engine Swing Out Tray:** Provides easy access to engine
- **Fail Safe Hydraulics:** Holding valves support platform
- **Fully Proportional Controls:** On drive, lift, level, jib, slew and extend with ramp on function
- **Base Boom:** High strength steel tube welded on the neutral axis
- **Mid & Tip Booms:** High strength marine aluminum, light weight, corrosion free, welded on the neutral axis
- **SP22 Articulating Jib Boom:** – 72° up and + 72° down increases working envelope
- **Intra-Action Linkage:** Increases stability and reduces weight of unit
- **Boom Extension:** Hydraulic cylinder with two lubricated high tensile wire ropes for long life
- **Slide Pads:** Easily replaced, long life ensures smooth operation
- **Platform Control:** Large handles with ergonomic lay out
- **Stable Operation:** Oscillating axle ensures stability, and operator comfort even when driven at full height
- **Protected Steer Cylinder:** Enclosed in base
- **Optional Equipment**
 - A.C outlet (110/240V)
 - High-speed drive option
 - Exhaust purifier
 - A/C generator
 - Harsh environment kit
 - CE kit (inc. load sensing)
 - Driving lights
 - Wide platform (76 x 244cm aluminium)
 - Platform working light



Snorkel

INTERNATIONAL

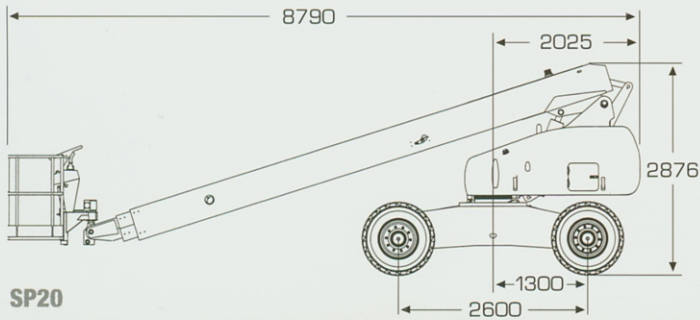
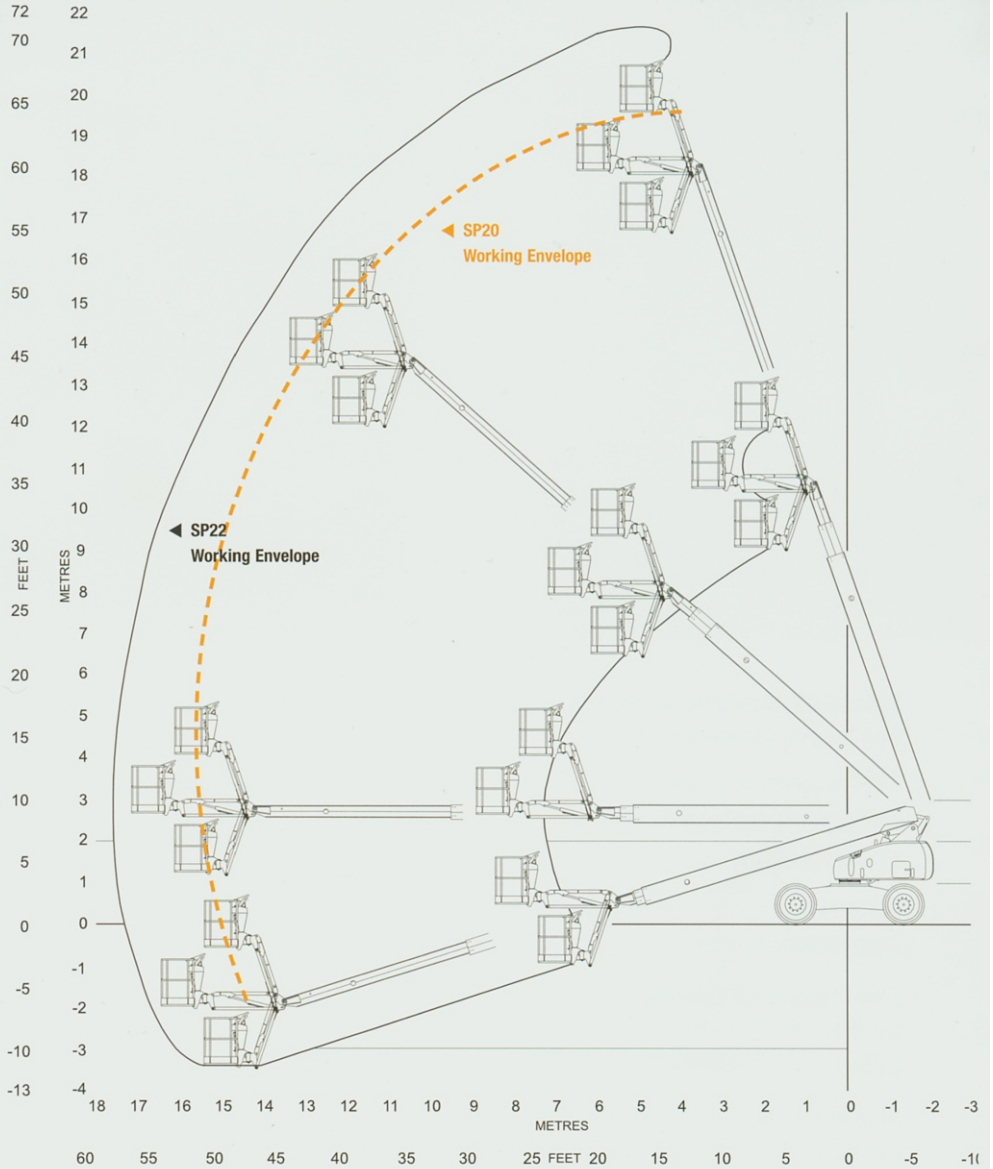
SP20/22

TELESCOPING

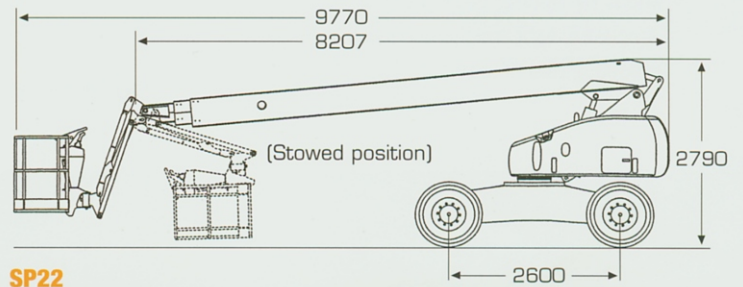
BOOM/JIB BOOM

SPECIFICATIONS

	SP20	SP22
Working Height	20.1m	21.6m
Platform Height	18.3m	19.8m
Platform Capacity	227kg	
Platform Size	760 x 1830mm	
Platform Rotator	180°	
Stowed Height	2790mm	
Stowed Width	2380mm	
Stowed Length	8790mm	8207mm
Wheelbase	2600mm	
Turning Radius	inside 3.8m outside 6.1m	
Gradeability	40%	
Drive Speed	high 0-3.2km/h low 0-.87 km/h	
Turntable Rotation	115/120 seconds	
Main Boom - Up/Down	45/50 seconds	
Extend/Retract	65/70 seconds	
Platform Rotation	20/25 seconds	
Jib Boom Articulation	-72° to +72°	
Drive System	4WD Standard	
Power Source	Diesel engine	
Ground Clearance	370mm	
Axle Oscillation	7.8 degrees	
Tyre size - foam filled	15 x 19.5 x 14ply	
Weight	10250kg	10894kg



SP20



SP22

2/26 Redfern Street
Wetherill Park, NSW 2164
Australia

Phone: +61-2-97254000
Fax: +61-2-96093507

42 Tawa Drive, Albany
Auckland
New Zealand

Phone: +64-9-4421915
Fax: +64-9-4421916

1609 Roseport Road
Elwood
KS 66024
USA

Phone: 785-989-3000
Fax: 785-989-3070

THE RANGE IS OURS. THE CHOICE IS YOURS.